

Deltek Touch Time & Expense for Vision 1.7.6

Release Notes

September 2017

While Deltek has attempted to verify that the information in this document is accurate and complete, some typographical or technical errors may exist. The recipient of this document is solely responsible for all decisions relating to or use of the information provided herein.

The information contained in this publication is effective as of the publication date below and is subject to change without notice.

This publication contains proprietary information that is protected by copyright. All rights are reserved. No part of this document may be reproduced or transmitted in any form or by any means, electronic or mechanical, or translated into another language, without the prior written consent of Deltek, Inc.

This edition published September 2017.

© Deltek, Inc.

Deltek's software is also protected by copyright law and constitutes valuable confidential and proprietary information of Deltek, Inc. and its licensors. The Deltek software, and all related documentation, is provided for use only in accordance with the terms of the license agreement. Unauthorized reproduction or distribution of the program or any portion thereof could result in severe civil or criminal penalties.

All trademarks are the property of their respective owners.

Contents

- Overview 1
- Pre-Installation Information..... 2
 - Technical Considerations 2
 - Mobile Device Requirements 5
- Enhancements..... 6
 - Application Enhancements..... 6
- Software Issues Resolved 7
 - Descriptions of Software Issues 7
 - Stuck on Loading Screen When Using Android O 7
 - Cannot Save a Timesheet Line with End Time Falling On the Next Day 7
 - Cannot Save Miles with Decimals in Touch and Vision Core 7
 - No Time Approval Menu for Approvers with Timesheets to Approve 8
 - Blurry Receipt from Device’s Camera or Gallery 8
 - Still Saving Timesheet with Overlapping Time in Touch..... 8
 - Incorrect Total Receipt Number When Adding a Line with Associated Receipt 8
 - Failed Authentication Using ADFS or MFA 9
 - No Time Approval Options for Approver with Group Administration Level 9
 - Failed to Display Tax Field after Tapping Total Tax Amount 9
- Known Issues 10
 - Expense Approval Missing in Sliding Menu 10
 - Reassign Approval Still Disabled for Submitted and Approved Expense Reports 10
 - Waiting for Final Approval List Still Includes Rejected, Edited, and Resubmitted Expense Reports..... 10
 - Cannot Edit Payroll Tax Locale 11
 - Resubmitted and Reassigned Expense Report Does Not Return to Original Approver 11
 - Cannot Refresh Computation by Tapping Done or Windows Phone Back Button 11
- Appendix: If You Need Assistance 12
 - Customer Services 12
 - Customer Care Connect Site 12
 - Additional Documentation 13

Overview

Welcome to Deltek Touch Time & Expense for Vision 1.7.6 Release Notes. These release notes contain a summary of the following:

- Pre-Installation Information
- Enhancements
- Software Issues Resolved
- Known Issues



The official name of the application is *Deltek Touch Time & Expense for Vision*. This document only uses it at first mention. The succeeding instances of the application name display *Touch Time & Expense*.

In addition, the application name in *Apple App Store*, *Google Play* and *Windows Store* displays *Touch Time & Expense for Vision*.

This document has been updated to cover the updated Touch Time & Expense native application version 1.7.6 and corresponding fixes.

Pre-Installation Information

Before you begin the installation of Touch Time & Expense, it is important to understand the information discussed in this section.

Technical Considerations

The following requirements must be met to run Touch Time & Expense:

- Touch Time & Expense requires that Vision is accessible to your mobile device either over the Internet or via a private network to which your device is connected. For additional information about known issues, see Deltek Knowledge Base [#71390](#).
- Touch Time & Expense works with Vision 7.6 Cumulative Update #09.
- Starting with 1.7, Touch Time & Expense requires Secure Sockets Layer (SSL)/Transport Layer Security (TLS) to access the Touch Server.
- You must install Touch Time & Expense on an IIS server that is installed on Windows Server 2012, Windows Server 2012 R2, or Windows Server 2016.
- Touch Time & Expense supports applications from *Apple App Store*, *Google Play*, and *Windows Store*.



For iOS, this version of Touch Time & Expense only supports iOS 9.0 and higher. If you are on iOS 8.0 or lower, Touch Time & Expense would not be available from *Apple App Store*. In this case, you would not be able to download or update it.

If you are using an unsupported version of Vision (compatibility mode), you may be able to use the device native browser to enter your organization's Touch Time & Expense URL. The default URL can be changed to something else by the administrator. The Touch Time & Expense URL has the format <https://<server>/deltektouch/vision/time>, where **<server>** refers to the host name of your Touch Server.

In addition, Touch Server 1.3 and lower are already incompatible because the Chrome browser does not work with these versions any more due to a major change on Chrome.



Touch Time & Expense does not support two-factor authentication (2FA) and multifactor authentication (MFA).

-
- Touch Time & Expense installer installs PHP 7.1.8 in this release.



Apple's iOS blocks connections to servers with deprecated secure transport layers.





Starting with iOS 9, Apple's iOS mobile operating system started blocking deprecated transport layers. As of iOS version 10, iOS blocks connections to servers that have either TLS 1.0, SSL 3 (or lower) enabled or any older protocols. Only TLS 1.1 and/or TLS 1.2 may be enabled for connections to be successful. If you try to connect to IIS servers running Touch CRM, an error message displays, such as "invalid server URL" if any of the deprecated protocols are enabled.

To resolve this issue, the following must be performed to Touch Server:

- Deprecated transport layers disabled
- Supported transport layers enabled (if not already) – TLS 1.1 and/or TLS 1.2
- Restart the server

For more information on how to disable the deprecated transport layers, see the following support article from Microsoft: *How to disable PCT 1.0, SSL 2.0, SSL 3.0, or TLS 1.0 in Internet Information Services* at <https://support.microsoft.com/en-us/kb/187498>.

Compatibility Mode Definitions

Compatibility Mode	Description
Fully Compatible with Vision 	You must be on the latest version of each component (Touch Time & Expense application, Touch server, and API). All features and functions in the application are available to you.
Partially Compatible with Vision 	You can use the Touch Time & Expense application in this environment but some features will be hidden until Touch Server and Vision core is updated.
Potentially Compatible with Vision but no Longer Tested 	The Touch Time & Expense application may be compatible with Vision, but this combination is no longer tested or supported by Deltek.
Incompatible 	You cannot use both the Touch Time & Expense (native application) and its browser version..

Touch Time & Expense 1.7.6 (Native Application) Version Compatibility

Vision	7.6 C U# 09	7.6 C U# 06	7.6 C U# 03	7.5	7.4 CU #06	7.4 C U #04 and #05	7.4 CU #03 or Lower	7.3 CU #16 or Higher	7.3 CU #13 to CU #15	7.3 CU #12 or Lower	7.2 CU #14 or Higher	7.2 C U #13 or Lower	7.1 CU #11 or Higher	7.1 C U# 10 or Lower	7.0 SP 1 HF #6 or Higher	7.0 SP 1 HF #5 or Lower	6.2
1.7.4 - 1.7.6																	
1.7.3																	
1.7.2																	
1.7																	
1.6.3																	
1.6																	
1.5																	

Vision	7.6 C U# 09	7.6 C U #06	7.6 C U# 03	7.6	7.5	7.4 CU #06	7.4 C U #04 and #05	7.4 CU #03 or Lo wer	7.3 CU #16 or Hi gher	7.3 CU #13 to CU #15	7.3 CU #12 or Lo wer	7.2 CU #14 or Hi gher	7.2 C U #13 or Lo wer	7.1 CU #11 or Hi gher	7.1 C U# 10 or Lo wer	7.0 SP 1 HF #6 or Hi gher	7.0 SP 1 HF #5 or Lo wer	6.2	
1.4.1	Orange						Red	Orange	Red										
1.4.	Orange										Red								
1.3	Yellow												Red						
1.2	Yellow														Red				
1.1	Yellow																	Red	
1.0.X	Yellow																		



For Touch Time & Expense 1.7.3 (or lower), see the Deltek Touch Time & Expense Technical Installation Guide of that release.

Mobile Device Requirements

The Touch Time & Expense application supports mobile devices that run on the following operating systems:

- Apple iOS 9.0 and higher
- Android 4.4 and higher
- Windows Phone 8.1 and higher

Enhancements

This section includes summaries of the new features and enhancements made to existing features included for the Deltek Touch Time & Expense 1.7.3 release only. *There are no enhancements in 1.7.4-1.7.6 releases.*

Application Enhancements

Improved Search for Units

Touch Time & Expense now has added paging to the Units lookup screen to make searching for and selecting units from a long list easier and more convenient to you. Similar to how the other lookup screen works (for example, Projects and Tasks), the Units lookup screen now displays only certain number of records depending on what you have set on the **Settings** screen. In addition, it has the **Load More Units** button at the bottom of the list, allowing you to view the next set of records.

For example, if the **Search result display by** field on the **Settings** screen is set to **5**, tapping **Load More Units** on the **Units** screen adds the next five results to the current display.



Software Issues Resolved

Descriptions of Software Issues

You will notice that the descriptions of some software defects contain extra information, including ways to work around the defects. For the most part, these issues were addressed before this release through hot fixes, and the additional information was developed to help you decide whether or not you needed to install the hot fixes.

When you install this release, you must install all fixes in the release; you cannot choose to install some and not others. Nevertheless, this additional information has been included in case you instituted some of the workarounds and can now stop using them, or you simply want more background information about the defect repairs.

The following issue has been fixed in 1.7.6:

Stuck on Loading Screen When Using Android O

Defect #838490

Description: If you tried to open Touch Time & Expense, the application would be stuck on the loading screen and nothing else would happen.

Customers Impacted: This defect only affected Touch Time & Expense users who were using devices running Android O.

Additional Notes: None.

Cannot Save a Timesheet Line with End Time Falling On the Next Day

Defect #838419

Description: If you set the **End Time** field on the **Start/End Times** screen to **12 am**, the **Start Time** field on that screen would also be set to **12 am**.

Customers Impacted: This defect affected Touch Time & Expense users.

Additional Notes: Touch Time & Expense should allow you to enter and save a timesheet line which ends on the next day (for example, 12am).

The following issue has been fixed in 1.7.5:

Cannot Save Miles with Decimals in Touch and Vision Core

Defect #802709

Description: If you entered a value with decimals (for example, 1.25) in the **Miles** field on the **Travel Detail** screen in Touch Time & Expense, both Touch and Vision core would not save it.

Customers Impacted: This defect affected Touch Time & Expense users who were using the native version of the application.

Additional Notes: None.

The following issue was fixed in 1.7.4:

No Time Approval Menu for Approvers with Timesheets to Approve

Defect #778773

Description: If you logged on to Touch Time & Expense as an approver and there were timesheets for approval, the Time Approval menu would still not display.

Customers Impacted: This defect affected Touch Time & Expense users who were using the native version of the application.

Additional Notes: None.

The following issue was fixed in 1.7.3:

Blurry Receipt from Device's Camera or Gallery

Description: If you attached a receipt from your device's camera or gallery, the uploaded receipt would not display properly.

Customers Impacted: This defect affected Touch Time & Expense users who uploaded receipts via the native application.

Additional Notes: None.

The following issues were fixed in 1.7.2:

Still Saving Timesheet with Overlapping Time in Touch

Defect #701554

Description: If you entered a time that overlapped the break time for a project and tapped **Done**, an error message would display, but Touch Time & Expense would still save your changes.

Customers Impacted: This defect all affected Touch Time & Expense users.

Additional Notes: The changes were not saved in Vision core.

Incorrect Total Receipt Number When Adding a Line with Associated Receipt

Defect #714764

Description: If you added a new line to an expense report that had an associated receipt and tapped **Done**, the **Receipt Attached** field would not display the correct number.

Customers Impacted: This defect affected Touch Time & Expense users who were using devices running on iOS and Android.

Additional Notes: The **Associate with new lines** toggle switch was set to **ON** on the **Receipt** screen. The number of the receipt attached should only count the receipt that was set to be associated to new lines.

Failed Authentication Using ADFS or MFA

Defect #614232

Description: If you were using the Active Directory Federation Service (ADFS) or Multi-Factor Authentication (MFA) setup for Azure Single Sign-On (SSO), the authentication would fail.

Customers Impacted: This defect affected Touch Time & Expense users who were using Windows Azure Active Directory authentication.

Additional Notes: None.

The following issues were fixed in 1.7.1:

No Time Approval Options for Approver with Group Administration Level

Defect #698305

Description: If you have Time Approval rights and administration level set to **Group**, the **Time Approval** option would not display on the sliding menu.

Customers Impacted: This defect affects Touch Time & Expense native application users who are using a single company database.

Additional Notes: None.

Failed to Display Tax Field after Tapping Total Tax Amount

Defect #470333

Description: If you tapped the **Total Tax Amount** field on the **Edit Line** screen, the **Tax Field** screen would not display. This issue occurred when you hid the keyboard that displayed by tapping the **Net Amount** field using the Windows Phone back button.

Customers Impacted: This defect affected Touch Time & Expense users who were using devices running Windows Phone 8.1.

Additional Notes: None.

Known Issues

This section includes summaries of the issues that exist in Touch Time & Expense and will be resolved in the future. You will notice that the descriptions of some software defects contain extra information, including ways to work around the defects. The additional information has been included in case you instituted some of the workarounds and can now stop using them, or you simply want more background information about the defect repairs.



This section does not contain a complete list of outstanding issues. Delttek only includes the high priority issue in Touch Time & Expense for this release. Please contact Delttek Customer Care if these known issues present a significant impact on your business.

The following issues were added in 1.7.2:

Expense Approval Missing in Sliding Menu

Defect #594296

Description: If there are no existing submitted expense reports for your approval, the **Expense Approval** option would not display in the sliding menu.

Customers Impacted: This defect affects Touch Time & Expense users who have approval rights.

Workaround Before Fix: None.

Additional Notes: The **Expense Approval** option always displays in the sliding menu.

Reassign Approval Still Disabled for Submitted and Approved Expense Reports

Defect #616414

Description: If you select expense reports with the **Submitted** and **Approved** status and tap the drop-down menu button, the **Reassign Approval** option is disabled.

Customers Impacted: This defect affects Touch Time & Expense users.

Workaround Before Fix: Select only the submitted expense reports in the list.

Additional Notes: None.

Waiting for Final Approval List Still Includes Rejected, Edited, and Resubmitted Expense Reports

Defect #615707

Description: An expense report that was rejected, edited, and resubmitted would still display on the Approved by Me (Waiting for Final Approval) list on the **Expense Approval** screen of the approver who rejected the report.

Customers Impacted: This defect affects all Touch Time & Expense users.

Workaround Before Fix: None.

Additional Notes: None.

The following issues were added in 1.7:

Cannot Edit Payroll Tax Locale

Defect #545820

Description: If a project that you add on a timesheet has no payroll tax locale and you try to modify the timesheet, Touch Time & Expense would not allow you to save any changes. The "Payroll Tax Local is required." error message would display, but the corresponding field is read-only.

Customers Impacted: This defect affects all Touch Time & Expense users.

Workaround Before Fix: None.

Additional Notes: None.

Resubmitted and Reassigned Expense Report Does Not Return to Original Approver

Defect #607594

Description: If an approver reassigns an expense report to another approver and you (as the report owner) resubmit the expense report, Touch Time & Expense would not return the approved report to the original approver.

Customers Impacted: This defect affects all Touch Time & Expense users.

Workaround Before Fix: None.

Additional Notes: The Reopen functionality in Touch Time & Expense is the same as the Unsubmit functionality in Vision core. The core application, however, also has its Reopen functionality that behaves differently from Unsubmit, which resets the approval workflow. The Unsubmit behavior in core will be included in a future release of Touch Time & Expense.

The following issue was added in 1.4:

Cannot Refresh Computation by Tapping Done or Windows Phone Back Button

Defect #434025

Description: If you enter or edit values on the **Edit Line** screen of an expense report and tap **Done** or the back button of the device, Touch Time & Expense would not refresh the computed values.

Customers Impacted: This defect affects Touch Time & Expense users who are using devices running Windows Phone 8.1.

Workaround Before Fix: Select the next field to refresh the values.

Additional Notes: None.

Appendix: If You Need Assistance

If you need assistance installing, implementing, or using Deltek Touch Time & Expense, Deltek makes a wealth of information and expertise readily available to you.

Customer Services

For over 30 years, Deltek has maintained close relationships with client firms, helping with their problems, listening to their needs, and getting to know their individual business environments. A full range of customer services has grown out of this close contact, including the following:

- Extensive self-support options through the Customer Care Connect Web portal.
- Phone and email support from Customer Care analysts
- Technical services
- Consulting services
- Custom programming
- Classroom, on-site, and Web-based training



Find out more about these and other services from the Customer Care Connect site.

Customer Care Connect Site

The Deltek Customer Care Connect site is a support Web site for Deltek customers who purchase an Ongoing Support Plan (OSP).

The following are some of the many options that the Customer Care Connect site provides:

- Search for product documentation, such as release notes, install guides, technical information, online help topics, and white papers
- Ask questions, exchange ideas, and share knowledge with other Deltek customers through the Deltek Connect Customer Forums
- Access Cloud specific documents and forums
- Download the latest versions of your Deltek products
- Search Deltek's knowledge base
- Submit a support case and check on its progress
- Transfer requested files to a Customer Care analyst
- Subscribe to Deltek communications about your products and services
- Receive alerts of new Deltek releases and hot fixes
- Use Quick Chat to submit a question to a Customer Care analyst online



For more information regarding Deltek Customer Care Connect, refer to the online help available from the Web site.

Access Customer Care Connect

To access the Customer Care Connect site, complete the following steps:

1. Go to <http://support.deltek.com>.
2. Enter your Customer Care Connect **Username** and **Password**.
3. Click **Log In**.




If you do not have a username and password for the Customer Care Connect site, contact your firm's Deltek Touch CRM Administrator.

If you forget your username or password, you can click the **Account Assistance** button on the login screen for help.

Additional Documentation

The following table lists the additional Deltek documentation available for this release. Except where noted, all the user guides and quick reference guides listed in this table are available for download from the Deltek Customer Care Connect site.

Document Name	Description
Deltek Touch Time & Expense for Vision Installation Guide	This document provides instructions for the installation and configuration of application.
Deltek Touch Time & Expense for Vision User Guide	This document contains detailed information and instructions on how to use various features of the application.



Deltek is the leading global provider of enterprise software and information solutions for professional services firms, government contractors, and government agencies. For decades, we have delivered actionable insight that empowers our customers to unlock their business potential. Over 14,000 organizations and 1.8 million users in approximately 80 countries around the world rely on Deltek to research and identify opportunities, win new business, optimize resource, streamline operations, and deliver more profitable projects. Deltek – Know more. Do more.®

deltek.com