

# Deltek Touch CRM for Vision 1.4.1

## Release Notes

**April 2015**

While Deltek has attempted to verify that the information in this document is accurate and complete, some typographical or technical errors may exist. The recipient of this document is solely responsible for all decisions relating to or use of the information provided herein.

The information contained in this publication is effective as of the publication date below and is subject to change without notice.

This publication contains proprietary information that is protected by copyright. All rights are reserved. No part of this document may be reproduced or transmitted in any form or by any means, electronic or mechanical, or translated into another language, without the prior written consent of Deltek, Inc.

This edition published April 2015.

© Deltek, Inc.

Deltek's software is also protected by copyright law and constitutes valuable confidential and proprietary information of Deltek, Inc. and its licensors. The Deltek software, and all related documentation, is provided for use only in accordance with the terms of the license agreement. Unauthorized reproduction or distribution of the program or any portion thereof could result in severe civil or criminal penalties.

All trademarks are the property of their respective owners.

# Contents

- Overview ..... 1
- Pre-Installation Information..... 2
  - Technical Considerations ..... 2
  - Mobile Device Requirements ..... 3
- For Additional Information ..... 4
  - Customer Care Connect Site ..... 4
  - Available Documentation for this Release ..... 5
- Enhancements..... 6
  - PHP Upgrade to Fix Heap-Based Buffer Overflow (CVE-2015-0235)..... 6

## Overview

Welcome to Deltek Touch CRM for Vision 1.4.1 Release Notes. These release notes contain a summary of the following:

- Pre-Installation Information
- Enhancements



The official name of the application is *Deltek Touch CRM for Vision*. This document only uses it at first mention. The succeeding instances of the application name display *Touch CRM*.

In addition, the application name in *Google Play*, *Apple App Store*, and *Windows Store* displays *Deltek Touch CRM for Vision*.

---

## Pre-Installation Information

Before you begin the installation of Touch CRM, it is important to understand the information discussed in this section.

### Technical Considerations

The following requirements must be met to run Touch CRM:

- This particular release (Touch installer 1.4.1), which includes Touch Server 1.4.0.1, only covers the PHP update.







The Touch installer works with Vision 7.3 Cumulative Update #16 and Vision 7.4 Cumulative Update #04.

- 
- Touch CRM requires that Vision is accessible to your mobile device either over the Internet or via a private network to which your device is connected. For additional information about known issues, see Deltek Knowledge Base [#72783](#).
  - Touch CRM supports communication with the Vision server via HTTP or HTTPS. Deltek recommends that you use HTTPS protocol in your production deployment. HTTPS encrypts the data in transit.
  - You must install Touch CRM on an IIS server that is installed on Windows 2008, Windows Server 2008 R2, Windows Server 2012, or Windows Server 2012 R2.
  - Touch CRM supports applications from the *Google Play*, *Apple App Store*, and *Windows Store*.
  - If you are using an unsupported version of Vision (compatibility mode), you can use your device's native browser to enter your organization's Touch CRM URL. The default URL can be changed to something else by the administrator. The Touch CRM URL has the format <https://<server>/deltektouch/vision/crm>, where <server> refers to the host name of your Touch Server.



For more information, see the *Deltek Touch CRM for Vision Installation Guide*.

## Compatibility Mode Definitions

Compatibility Mode	Description
<b>Fully Compatible</b> 	You must be on the latest version of each component (Touch CRM application, Touch Server, and API). All features and functions in the application are available to you.
<b>Partially Compatible</b> 	At least one of the components (Touch Server and/or API) is an older version. Some features of the application are hidden and not available to you.
<b>Browser Compatible</b> 	At least one of the components (Touch Server and/or API) is an older version. The current application does not work with the Touch Server or API, but you can still use the application through the mobile browser.
<b>Incompatible</b> 	There are some combinations of API and Touch Server that make it impossible to even use the browser version to run the application.

## Mobile Device Requirements

The Touch CRM application supports mobile devices that run on the following operating systems:

- Apple iOS 7 and higher
- Android 4.x and higher
- Windows Phone 8.1 and higher

## For Additional Information

### Customer Care Connect Site

The Deltek Customer Care Connect site is a support Web site for Deltek customers who purchase an Ongoing Support Plan (OSP).

The following are some of the many options that the Customer Care Connect site provides:

- Download the latest versions of your Deltek products
- Search Deltek's knowledge base
- Display or download product information, such as release notes, user guides, technical information, and white papers
- Submit a support case and check on its progress
- Transfer requested files to a Customer Care analyst
- Use Quick Chat to submit a question to a Customer Care analyst online
- Ask questions, exchange ideas, and share knowledge with other Deltek customers through the Deltek Connect Customer Forums
- Subscribe to Deltek communications about your products and services
- Receive alerts of new Deltek releases and hot fixes



For more information regarding Deltek Customer Care Connect, refer to the online help available from the Web site.

---

### Access Customer Care Connect

To access the Customer Care Connect site, complete the following steps:

1. Go to <http://support.deltek.com>.
2. Enter your Customer Care Connect **Username** and **Password**.
3. Click Log In.



If you forget your username or password, you can click the **Account Assistance** button on the login screen for help.

---

## Available Documentation for this Release

The following table lists the Deltek documentation available for this release. Except where noted, all the user guides and quick reference guides listed in this table are available for download from the Deltek Customer Care Connect site.

Document Name	Description
Deltek Touch CRM for Vision User Guide	This document contains detailed information and instructions on how to use various features of Touch CRM for Deltek Vision.
Deltek Touch CRM for Vision Installation Guide	This document provides instructions for the installation and configuration of application.



## Enhancements

This section includes summaries of the enhancements made to existing features in the 1.4.1 release.


### **PHP Upgrade to Fix Heap-Based Buffer Overflow (CVE-2015-0235)**

This release addresses **CVE-2015-0235**, a heap-based buffer overflow in the `__nss_hostname_digits_dots` function in glibc 2.2, and other 2.x versions before 2.18. It allows context-dependent unauthorized users to execute arbitrary code via vectors related to the (1) `gethostbyname` or (2) `gethostbyname2` function also known as "GHOST."



Deltek strongly suggests that you install the latest application version, which includes the security patch from the vendor.

---



Deltek is the leading global provider of enterprise software and information solutions for professional services firms, government contractors, and government agencies. For decades, we have delivered actionable insight that empowers our customers to unlock their business potential. Over 14,000 organizations and 1.8 million users in approximately 80 countries around the world rely on Deltek to research and identify opportunities, win new business, optimize resource, streamline operations, and deliver more profitable projects. Deltek – Know more. Do more.®

[deltek.com](http://deltek.com)